

A PERSPECTIVE ON U.S. INFLATION

James M. Nason
Centre for Applied Macroeconomic Analysis
Virginia Center for Economic Policy

Prepared for (Virtual) 7th Workshop on Prices and Inflation

Hosted by
Centre for Prices and Inflation @ Cardiff University
and

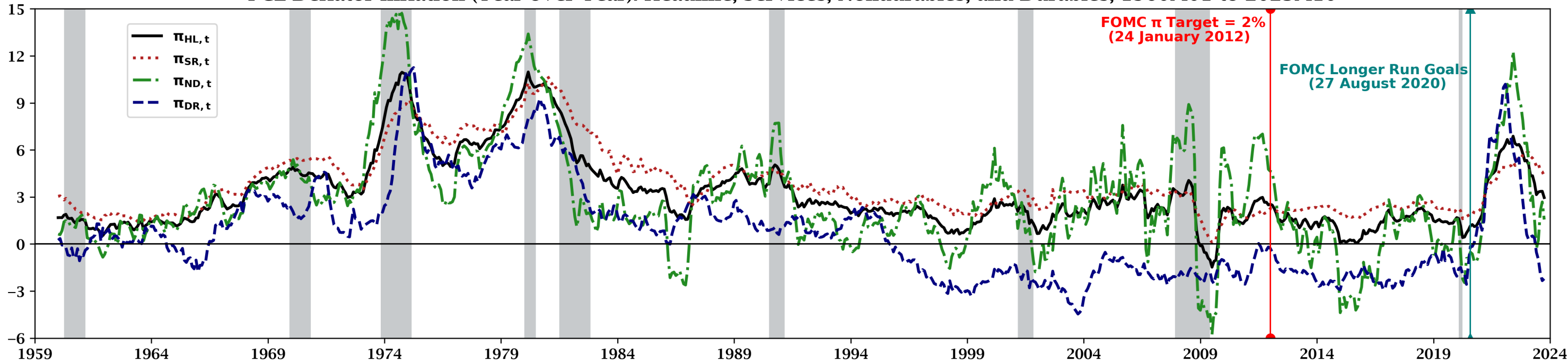
The U.K. Office for National Statistics
05 July 2021 (updated 02 December 2023)

©2023 by James M. Nason. All rights reserved.

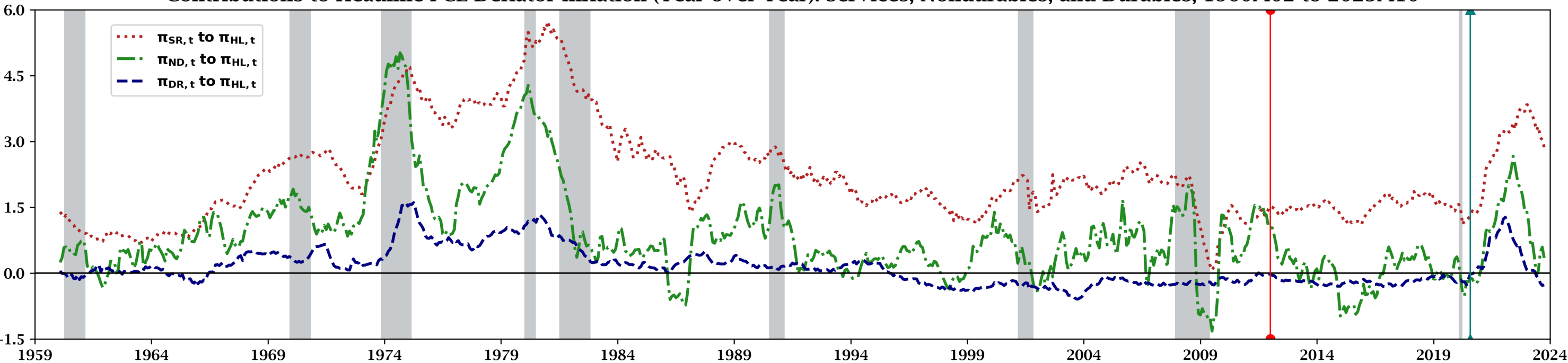
Figures may be reproduced without explicit permission provided full credit and ©notice, is given to the source.



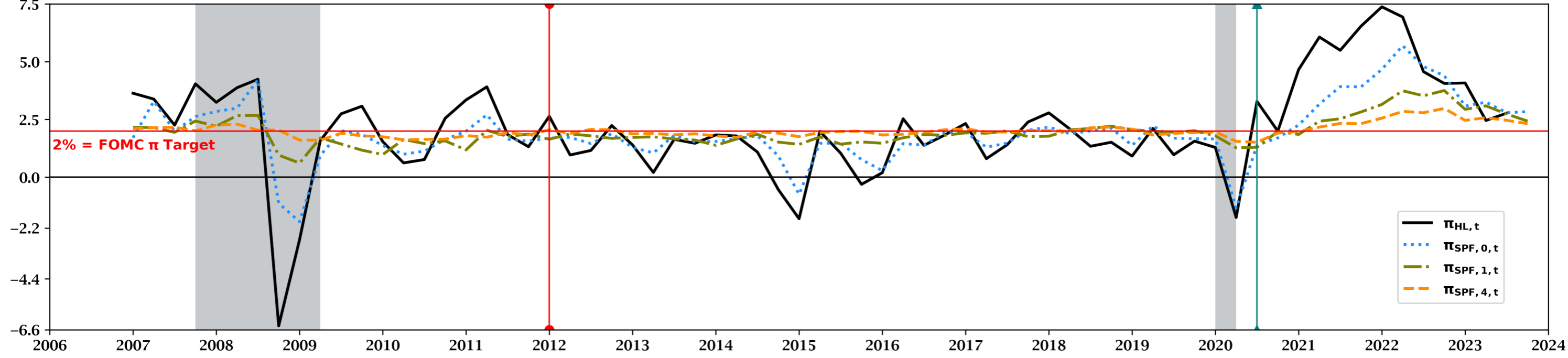
PCE Deflator Inflation (Year over Year): Headline, Services, Nondurables, and Durables, 1960M01 to 2023M10



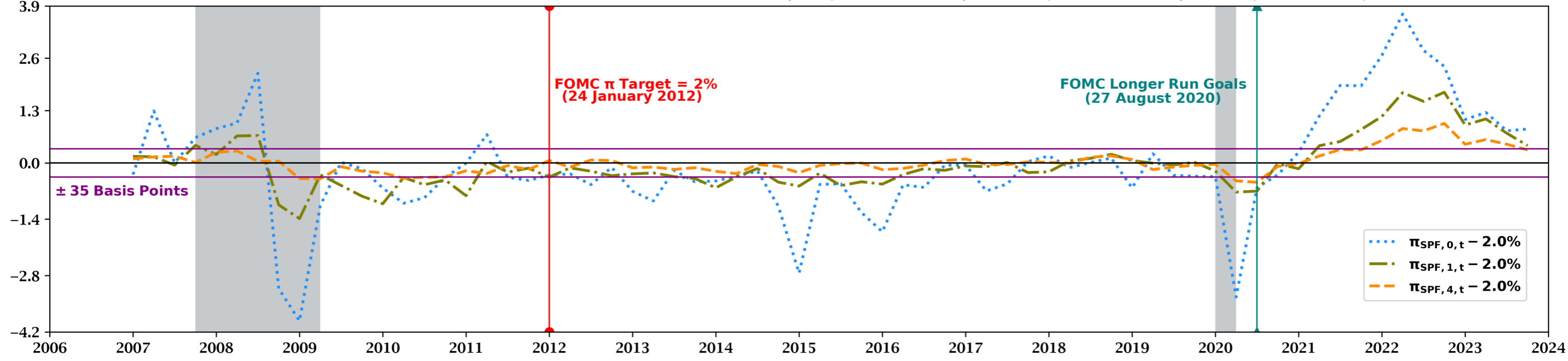
Contributions to Headline PCE Deflator Inflation (Year over Year): Services, Nondurables, and Durables, 1960M02 to 2023M10



PCE Deflator Inflation: Quarter over Quarter-Headline, 2007Q1 to 2023Q3, and SPF-Nowcast, 1-Quarter Ahead, and 4-Quarter Ahead, 2007Q1 to 2023Q4



PCE Deflator Inflation Predictions Net of 2%: SPF-Nowcast, 1-Quarter Ahead, and 4-Quarter Ahead, 2007Q1 to 2023Q4



FINIS

THANK YOU!